

## TINA SG Side Gate

TINA SG 是一款侧面浇口注塑系统，可根据产品结构或客户要求设计侧面浇口数量（1-6个浇口）且进胶角度可随意调整

TINA SG 系统热咀分为两段加热，浇口部分单独加热控温，利于优化塑件外观及注塑成型

TINA SG 系统主要适用于包装、医疗类一模多穴的精密塑胶产品

TINA SG is solution for the side gating product, the parts in confined spaces close to inner cores.

Consist with two main parts, independent gate heater for better flow of material.

Best solution for packaging and medical product, multi cavity small product.



侧面浇口注塑

浇口部分温度单独控制

出胶平衡，无漏胶

Side gate injection

Independent gate heating control

Simultaneous gate opening.

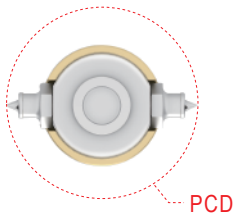


柳道万和（苏州）热流道系统有限公司  
YUDO(SUZHOU) HOT RUNNER SYSTEMS CO.,LTD.  
TEL: (86)512-6504-8882 FAX: (86)512-6504-6886  
E-mail: suzhou@yudosuzhou.com


东莞柳道贸易有限公司  
YUDO TRADING CO.,LTD.  
TEL: (86)769-8539-4466 FAX: (86)769-8539-4455  
E-mail: info@yudo.com.cn

青岛柳道贸易有限公司  
YUDO (QINGDAO) TRADING CO.,LTD.  
TEL: (86)532-8765-1698 FAX: (86)532-8765-1632  
E-mail: qingdao@yudoqingdao.com


## Parameter




SG 2 drop



SG 4 drop



SG 6 drop



Unit:mm

NO. GATE	2drop	3drop	4drop	5drop	6drop
PCD	47	55	55	65	65

## Applications



Syringe



Syringe Push rod



Medical Needle



Cap